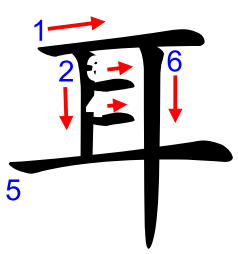
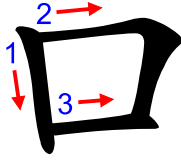
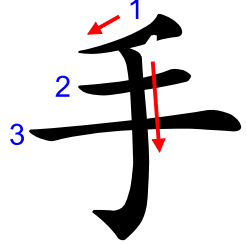
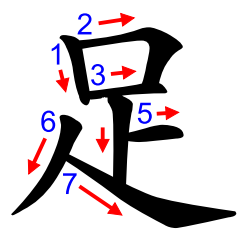

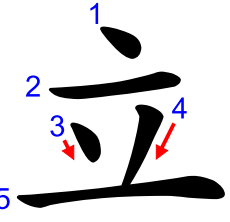


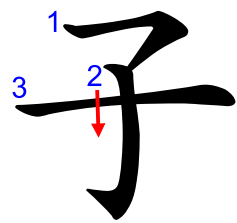
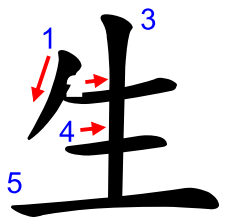


Kanji 漢字

Stroke Order & Readings

Stroke order is important when writing. Following it will make your writing neat and fast.

ear	mouth, opening	hand	foot, feet	power, strength
				
strokes: 6 音 (ジ) 訓 みみ	strokes: 3 音 コウ・ク 訓 くち	strokes: 4 音 シュ 訓 て・(た)	strokes: 7 音 ソク 訓 あし・た	strokes: 2 音 リョク・リキ 訓 ちから

stand	boy, man	girl, woman	child	life, raw, birth
				
strokes: 5 音 リツ・(リュウ) 訓 あし・た	strokes: 7 音 ダン・ナン 訓 おとこ	strokes: 3 音 ジョ・(ニョ) (ニョウ) 訓 おんな・(め)	strokes: 3 音 シ・ス 訓 こ	strokes: 5 音 セイ・ショウ 訓 い・う・(お) は・(き)

音 The ONYOMI, also referred to as the Chinese reading of the Kanji.

訓 The KUNYOMI, also referred to as the Japanese reading of the Kanji.

