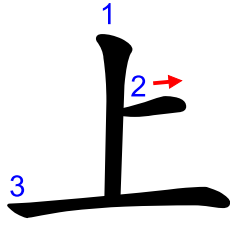
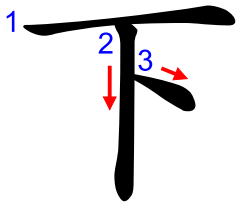

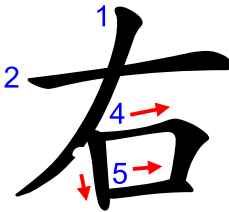

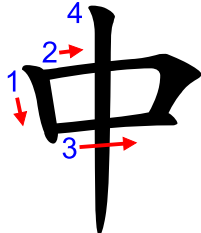
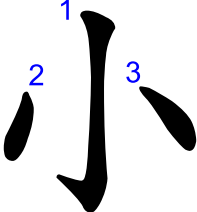
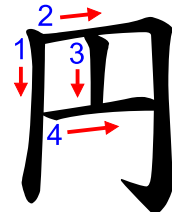
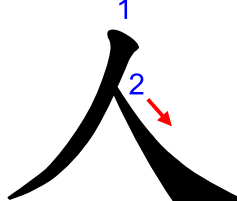
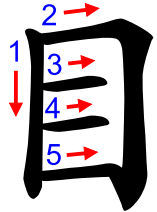


Kanji 漢字

Stroke Order & Readings

Stroke order is important when writing. Following it will make your writing neat and fast.

up, above	down, below	left	right	big
				
strokes: 3 音 ジョウ・(ショウ) 訓 うえ・うわ・かみ あ・のぼ	strokes: 3 音 カ・ゲ 訓 した・しも (もと)・さ・くだ・お	strokes: 5 音 サ 訓 ひだり	strokes: 5 音 ウ・ユウ 訓 みぎ	strokes: 3 音 ダイ・タイ 訓 おお

middle, inside	small	yen, circle	people, person	eye
				
strokes: 3 音 チュウ 訓 なか	strokes: 3 音 ショウ 訓 ちい・こ・お	strokes: 4 音 イン 訓 まる	strokes: 2 音 ジン・ニン 訓 ひと	strokes: 5 音 モク・(ボク) 訓 め・(ま)

音 The ONYOMI, also referred to as the Chinese reading of the Kanji.

訓 The KUNYOMI, also referred to as the Japanese reading of the Kanji.

