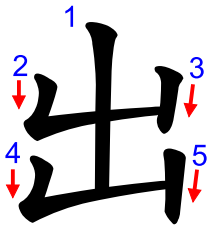
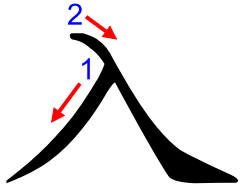

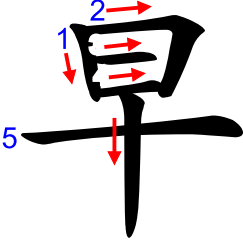
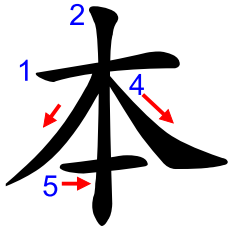
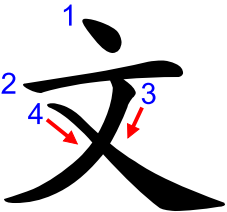

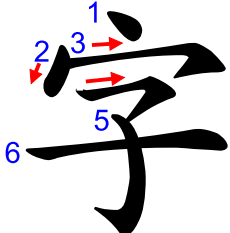
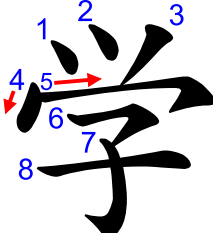
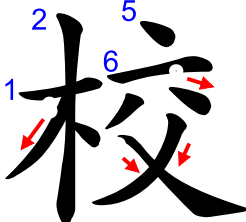


Kanji 漢字

Stroke Order & Readings

Stroke order is important when writing. Following it will make your writing neat and fast.

exit	enter, go in	previous, precedence	early	book, main
				
strokes: 5 音 シュツ・(スイ) 訓 で・だ	strokes: 2 音 ニュウ 訓 い・はい	strokes: 6 音 セン 訓 さき	strokes: 6 音 ソウ・(サツ) 訓 はや	strokes: 5 音 ホン 訓 もと

sentence	name	character, hand writing	learn	- school
				
strokes: 4 音 ブン・モン 訓 (ふみ)	strokes: 6 音 メイ・ミョウ 訓 な	strokes: 6 音 ジ 訓 (あざ)	strokes: 8 音 ガク 訓 まな	strokes: 10 音 コウ 訓 (none)

音 The ONYOMI, also referred to as the Chinese reading of the Kanji.

訓 The KUNYOMI, also referred to as the Japanese reading of the Kanji.

