


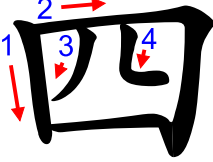
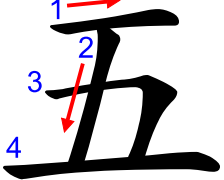
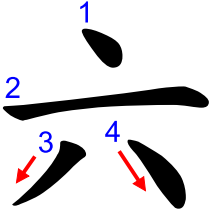
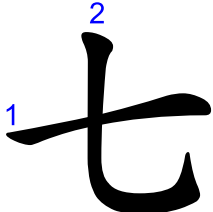
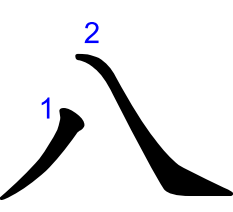
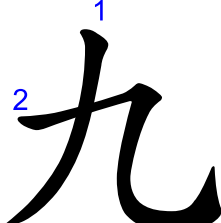
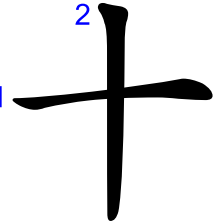


Kanji 漢字

Stroke Order & Readings

Stroke order is important when writing. Following it will make your writing neat and fast.

one (1)	two (2)	three (3)	four (4)	five (5)
				
strokes: 1 音 イチ・イツ 訓 ひと	strokes: 2 音 ニ 訓 ふた	strokes: 3 音 サン 訓 み・みっ	strokes: 5 音 シ 訓 よ・よっ	strokes: 4 音 ゴ 訓 いつ

six (6)	seven (7)	eight(8)	nine(9)	ten (10)
				
strokes: 4 音 ロク 訓 む・むっ・むい	strokes: 2 音 シチ 訓 なな・なの	strokes: 2 音 ハチ 訓 や・やっ・よう	strokes: 2 音 キュウ・ク 訓 この	strokes: 2 音 ジュウ・ジツ 訓 とう・と

音 The ONYOMI, also referred to as the Chinese reading of the Kanji.

訓 The KUNYOMI, also referred to as the Japanese reading of the Kanji.

