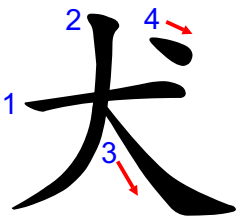
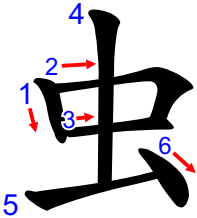
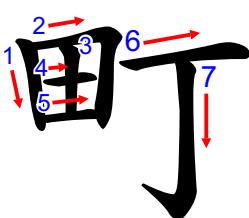
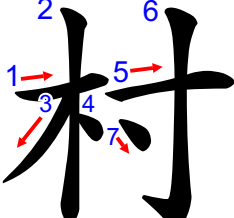
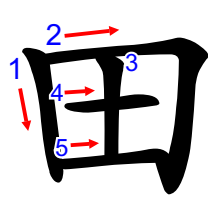
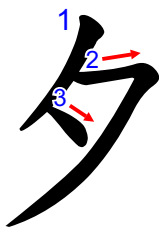
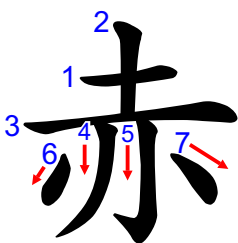
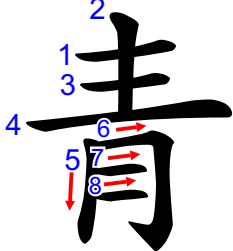
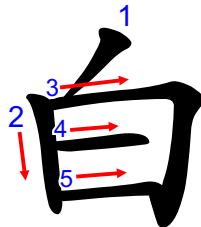
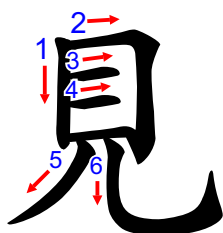


Stroke order is important when writing. Following it will make your writing neat and fast.

dog	insect	town	village	rice field
				
strokes: 4 音 ケン 訓 いぬ	strokes: 6 音 チュウ 訓 むし	strokes: 7 音 チョウ 訓 まち	strokes: 7 音 ソン 訓 むら	strokes: 5 音 デン 訓 た

evening	red	blue	white	see, watch
				
strokes: 3 音 (セキ) 訓 ゆう	strokes: 7 音 セキ・(シャク) 訓 あか	strokes: 8 音 セイ・(ショウ) 訓 あお	strokes: 5 音 ハク・(ビヤク) 訓 しろ・しら	strokes: 7 音 ケン 訓 み

音 The ONYOMI, also referred to as the Chinese reading of the Kanji.

訓 The KUNYOMI, also referred to as the Japanese reading of the Kanji.

